



markilux 869 / 869 tracfix

Elegant and delicately contoured – the vertical, tensioned blind for large areas – optionally with tracfix system to close the cover gap and provide extra stability in windy conditions

The markilux 869 without tracfix is rated to wind resistance class 2 or 3 (depends on the blind size) (corresponds to Beaufort 5 or 6).

Units with tracfix are rated to wind resistance class 3 (corresponds to Beaufort 6)



side view
markilux 869



reveal fixture
markilux 869



units with the optional tracfix system have no annoying gap between the cover and the guide track. When completely extended the front profile finishes flush with the end of the guide tracks

Design features

beautifully crafted, teardrop-shaped aluminium cassette only 141 mm in height

the compact, rounded profiles make it discreet and unobtrusive

when retracted the cover is protected from the weather by the cassette, which encloses it completely

stand-off fixture from the façade. This embellishes the building still further

Technical Specification

special vario-belts ensure optimum cover tension when the blind is completely extended

the blind cover is guided along sturdy, aluminium guide tracks

the 85 mm roller tube ensures the highest rigidity and the best possible cover winding characteristics even at the largest sizes

width or drop up to 6 metres
the blind is completely pre-assembled and tested in the factory – brackets with clip-on mechanism for easy, problem-free installation – individual, made-to-measure manufacture, so that the shading system fits your house perfectly

Optional Accessories

hard-wired motor operation (optionally with automatic weather controls) for straightforward and easy operation






an easily installed, radio control light and wind sensor guarantees comfort and a degree of safety – even in your absence

radio-controlled motor with radio remote control for ease of use

tracfix system – attractive completely closed appearance with no annoying gap between the blind cover and guide tracks. When completely extended the front profile finishes flush with the end of the guide tracks

markilux PVC window for blinds with covers in sunvas or sunsilk fabric

Dimensions and configuration options

												
		200	250	300	350	400	450	500	550	600		
		151 200	201 250	251 300	301 350	351 400	401 450	451 500	501 550	551 600		
overall width		+ 4.8								 		
	150 ¹⁾										63	76
	200 ¹⁾											
	250 ¹⁾									2)		
	300 ¹⁾							2)	2)	2)		
	350 ¹⁾					2)	2)	2)	2)	2)		
	400 ¹⁾²⁾									—		
	450 ²⁾								—	—		
	500 ²⁾							—	—	—		
	550 ²⁾							—	—	—		
	600 ²⁾							—	—	—		

dimensions in cm

 =  
 =  
 = 
 = 

1) tracfix (optional)

2) these sizes meet wind resistance class 2; all the sizes that have not been so marked meet wind resistance class 3

tracfix blinds are **only available with motor** (surcharge)

Operation / Drive unit





	standard	optional
winding handle operation	<input checked="" type="checkbox"/> ³⁾	—
hard-wired motor	<input checked="" type="checkbox"/> ⁴⁾	<input checked="" type="checkbox"/> ⁵⁾
io radio controls	—	<input checked="" type="checkbox"/>
radio-controlled motor (433 MHz)	—	<input checked="" type="checkbox"/>

3) not available in tracfix units


4) in tracfix units


5) optional without tracfix

Frame colours


	standard	optional
traffic white RAL 9016		
metallic aluminium RAL 9006		
grey brown, similar to RAL 8019		
non-standard powder-coated finish		


Colours similar to those in the RAL chart. Colours may differ slightly from those depicted in both hue and finish.

 = motor

 = radio-controlled motor (433 MHz)

MA = fixture width / order width

 = no. brackets per track

 = available in tracfix units

min. MA = minimum fixture width

AH = unit height

01
02
03
04
05
06
07
08
09
10
11
12
13
14
15
16
17
18
19
20
21

Covers

	fabric range no.	standard	optional
sunsilk snc	324 xx / 328 xx / 369 xx	<input checked="" type="checkbox"/> 1)	—
sunvas snc	310 xx / 311 xx 313 xx — 315 xx	<input checked="" type="checkbox"/> 2)	—
sunsilk perla FR	374 xx	—	<input checked="" type="checkbox"/> 1)
transolair	338 xx	—	<input checked="" type="checkbox"/> 3)
perfotex	332 xx	<input checked="" type="checkbox"/> 4)	—
vuscreen ALU	317 xx	—	<input checked="" type="checkbox"/> 5)
sunvas perla	370 xx	—	<input checked="" type="checkbox"/> 1)

- 1) up to a unit height of 450 cm (in tracfix units: 400 cm), with vertical bonded seams
- 2) up to a unit height of 450 cm (in tracfix units: 400 cm) vertical bonded seams; seamless oversized sunvas fabric only available up to a max. fixture width of 400 cm
- 3) up to a fixture width of 400 cm (in tracfix units: fixture width 400 cm and unit height of 400 cm), depending on the width and unit height with horizontal bonded seam
- 4) up to a unit height of 400 cm, vertical stitched seams, not available in tracfix units
- 5) up to a fixture width and unit height of 400 cm, depending on the width and unit height with horizontal bonded seam (in tracfix units: seamless, from a unit height of approx. 224 cm with horizontal seam)

Miscellaneous

	standard	optional
tracfix	—	<input checked="" type="checkbox"/>
light sensor and wind sensor	—	<input checked="" type="checkbox"/>
markilux PVC windows	—	<input checked="" type="checkbox"/> 6)

- 6) only available with sunsilk and sunvas; see “Optional Accessories”; not available in tracfix units

Additional information

The width of the blind cover is always **less** than that of the blind.

The tolerance in unit height is + 40 / - 40 mm.

A **standard gearbox** is operated from outside the building using a stainless steel winding handle (handle lengths 110, 140, 160, 180 or 220 cm).

In the case of **manual operation** it takes approximately 18 turns per metre of overall unit height to extend the system.

In the case of **motor operation** the blind will take approx. **14 seconds per metre to extend**.

N.B! If the **motor is used continuously** it will stop automatically after 3 to 4 minutes **to prevent overheating**.

In the case of a **bank of blinds operating simultaneously**, the same speed of rotation of the motors cannot be guaranteed because of the internal tolerances of the motors.

This model is only available as a single unit.

Depending on the size of the blind, deflection may be in evidence in individual profiles and sections of profile which is completely unavoidable. This affects neither the functionality nor the durability of the awning.

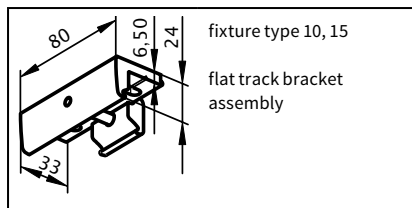
Dimensions and tolerances

	width
housing tolerance	+ 5 / - 10
blind cover width	on request
blind cover length	on request

dimensions in mm

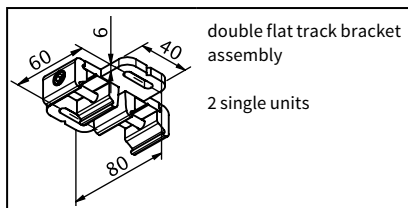
Fixtures, fittings and accessories

Flat track bracket



fixture type 10, 15
flat track bracket
assembly

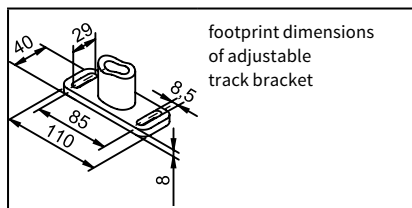
78548.



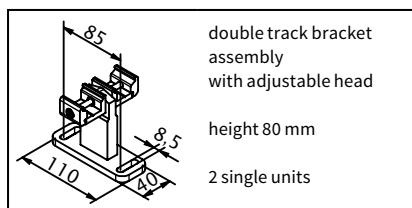
double flat track bracket
assembly
2 single units

73101.

Track bracket, stand-off fixture

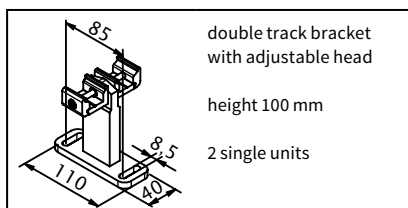


footprint dimensions
of adjustable
track bracket



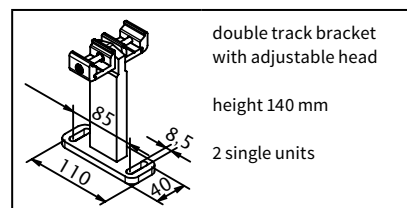
double track bracket
assembly
with adjustable head
height 80 mm
2 single units

73102.



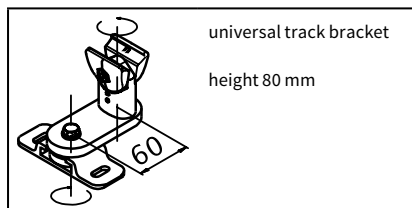
double track bracket
with adjustable head
height 100 mm
2 single units

73103.



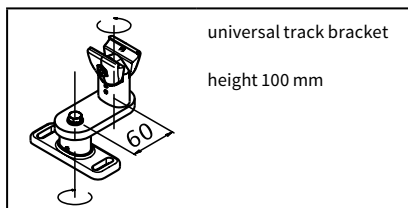
double track bracket
with adjustable head
height 140 mm
2 single units

73104.



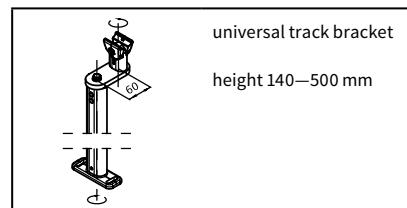
universal track bracket
height 80 mm

78542.



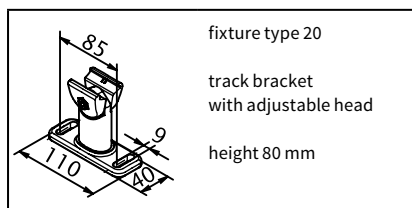
universal track bracket
height 100 mm

78543.



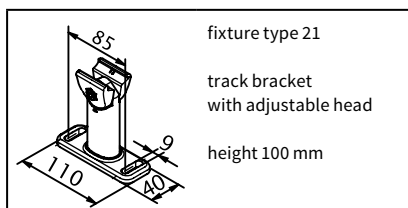
universal track bracket
height 140–500 mm

78545.



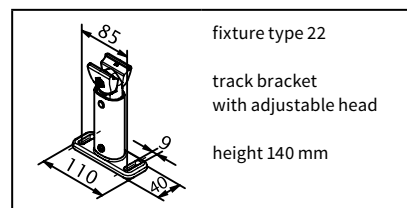
fixture type 20
track bracket
with adjustable head
height 80 mm

78451.



fixture type 21
track bracket
with adjustable head
height 100 mm

78538.



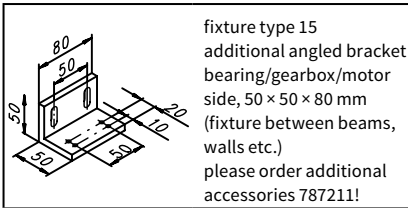
fixture type 22
track bracket
with adjustable head
height 140 mm

78539.

. = insert RAL colour code no

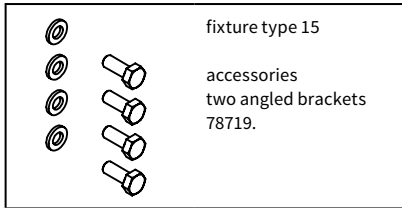
Fixtures, fittings and accessories

Accessories



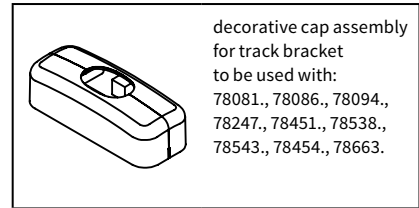
fixture type 15
additional angled bracket
bearing/gearbox/motor
side, 50 x 50 x 80 mm
(fixture between beams,
walls etc.)
please order additional
accessories 787211!

78719.



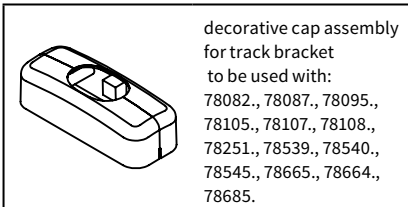
fixture type 15
accessories
two angled brackets
78719.

787211



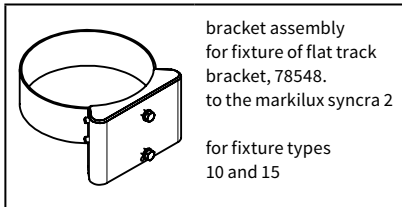
decorative cap assembly
for track bracket
to be used with:
78081., 78086., 78094.,
78247., 78451., 78538.,
78543., 78454., 78663.

76603.



decorative cap assembly
for track bracket
to be used with:
78082., 78087., 78095.,
78105., 78107., 78108.,
78251., 78539., 78540.,
78545., 78665., 78664.,
78685.

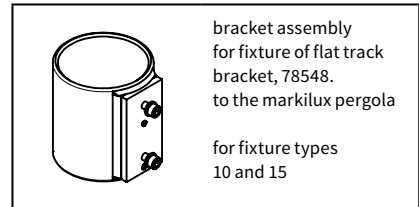
76604.



bracket assembly
for fixture of flat track
bracket, 78548.
to the markilux syncra 2

for fixture types
10 and 15

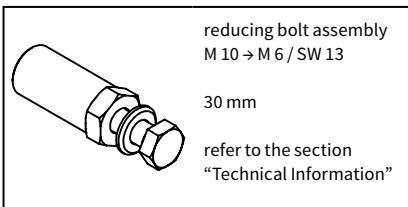
72206.



bracket assembly
for fixture of flat track
bracket, 78548.
to the markilux pergola

for fixture types
10 and 15

72203.



reducing bolt assembly
M 10 → M 6 / SW 13

30 mm

refer to the section
"Technical Information"

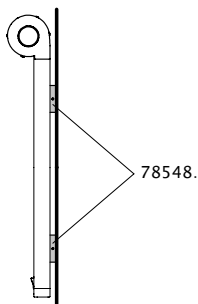
753211

. = insert RAL colour code no

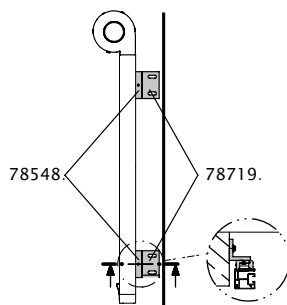
Fixture combinations / Fixture types

All brackets incur a surcharge

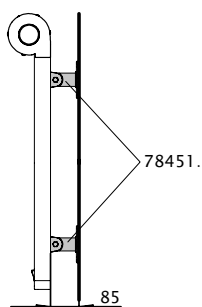
Fixture type
10*



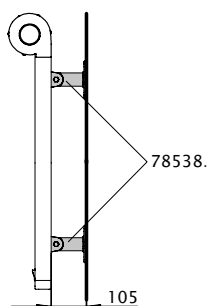
Fixture type
15*



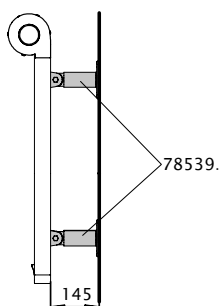
Fixture type
20*



Fixture type
21*



Fixture type
22*



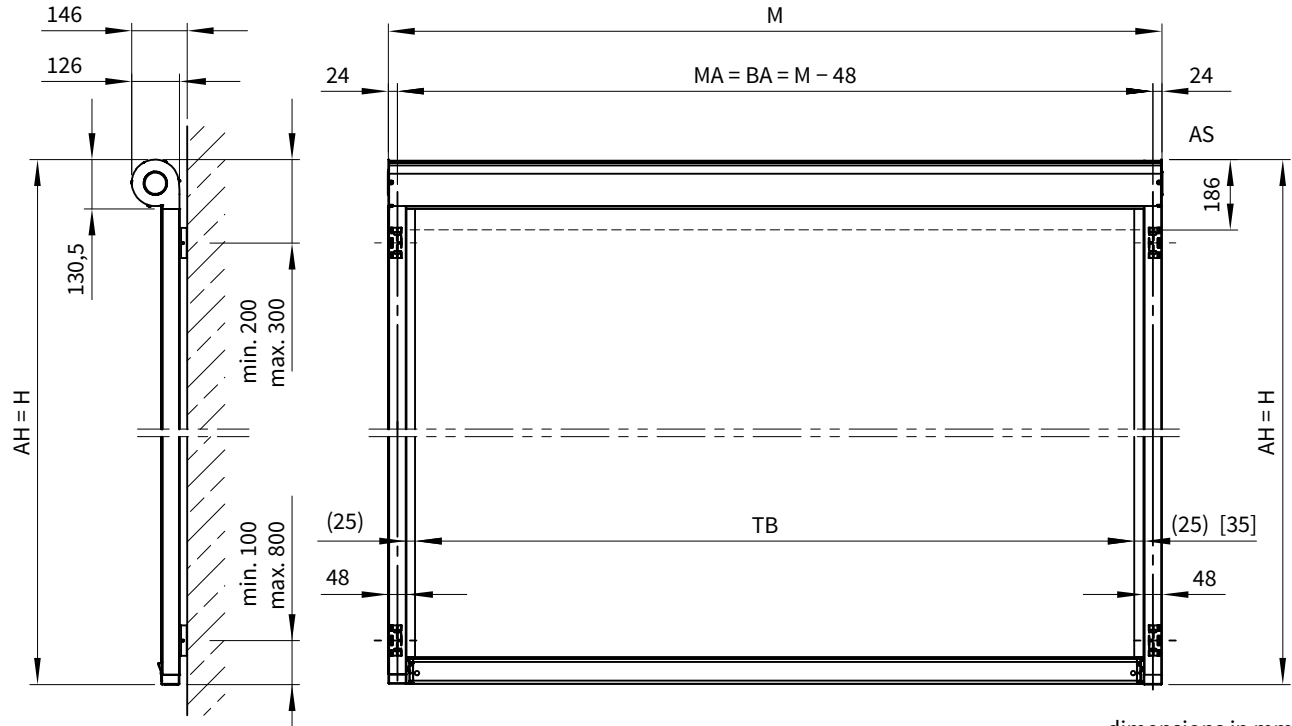
*From a unit height of 3010 mm, 3 brackets per track; from an extension of 5010 mm, 4 brackets per track

Individual bracket combinations – see “Fixtures, fittings and accessories”. Please note the minimum quantity required for the width and unit height you intend to order!

- 01
- 02
- 03
- 04
- 05
- 06
- 07
- 08
- 09
- 10
- 11
- 12
- 13
- 14
- 15
- 16
- 17
- 18
- 19
- 20
- 21

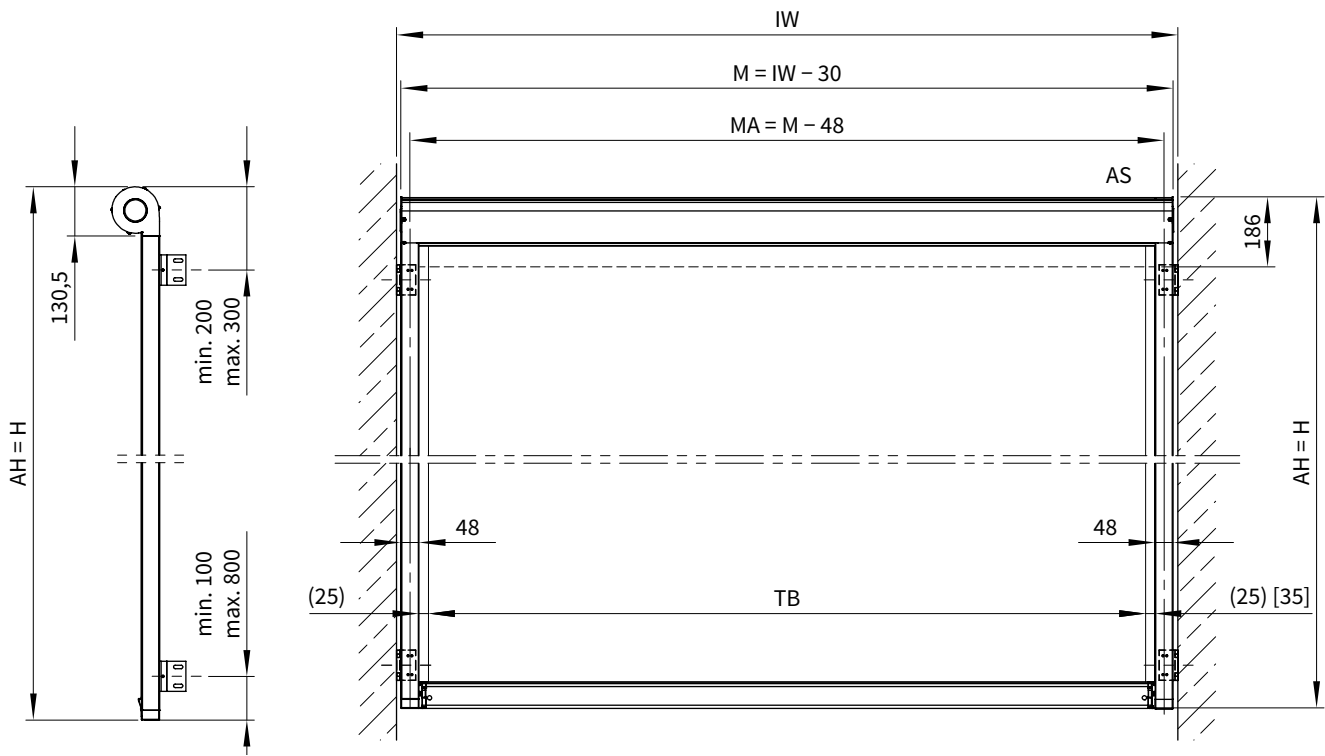
Dimension overview markilux 869 / 869 tracfix

Schematic diagram of the dimensions when using fixture combination 10



dimensions in mm

Schematic diagram of the dimensions when using fixture combination 15



dimensions in mm

AS = drive side

AH = unit height = nominal height

BA = mounting axis

H = drop

M = overall blind width

MA = blind fixture width = fixture width = order width

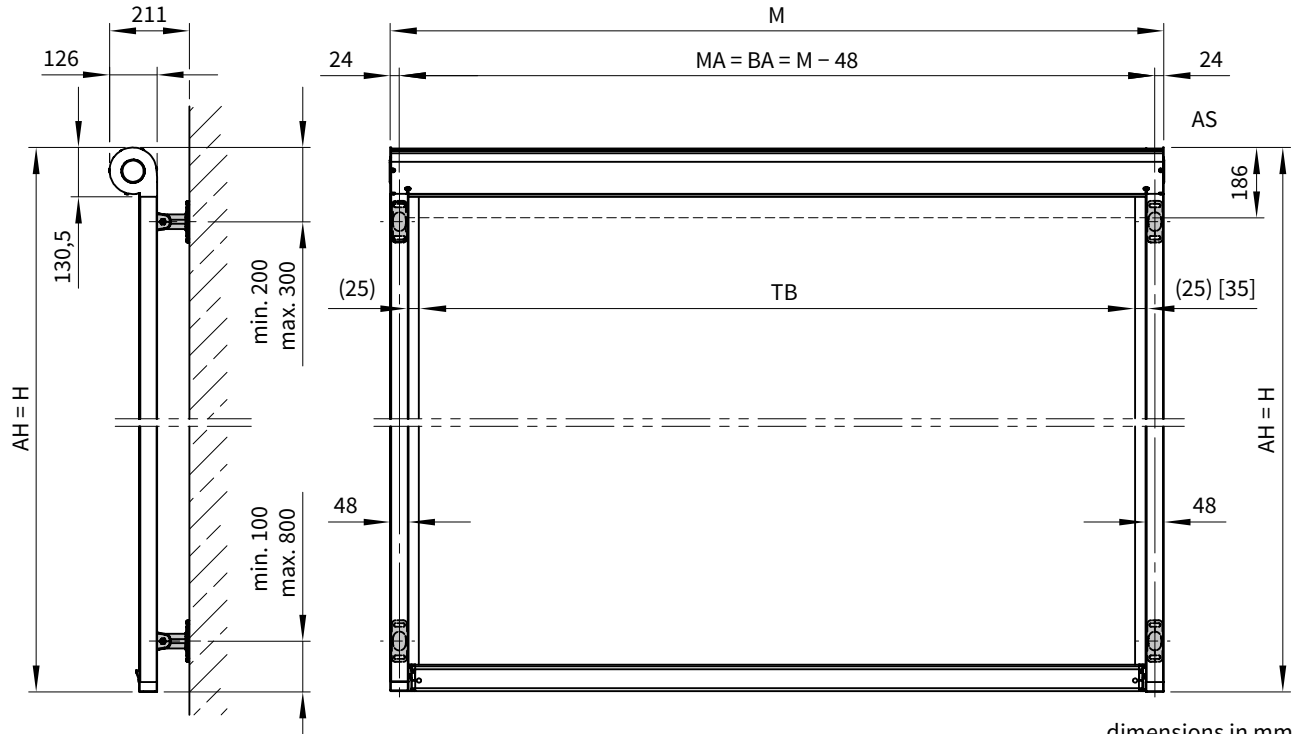
TB = cover width

(...) = gap between cover and guide track (non-tracfix units)

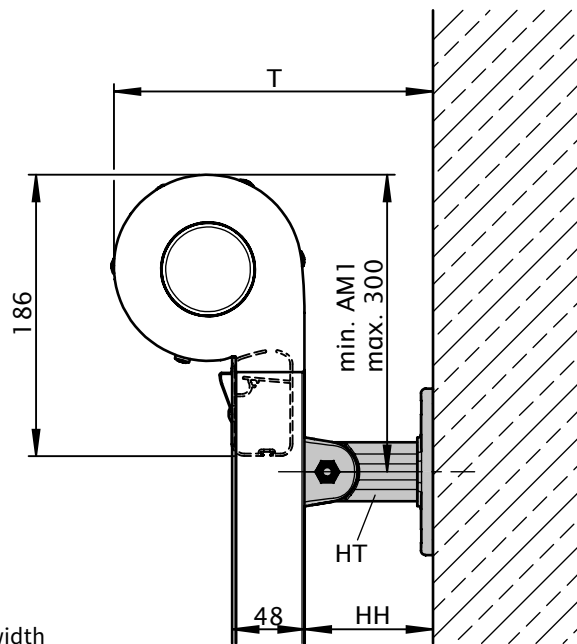
[...] = gap between cover and guide track (non-tracfix units) in gearbox-operated units

Dimension overview markilux 869 / 869 tracfix

Schematic diagram of dimensions when using fixture combination 20



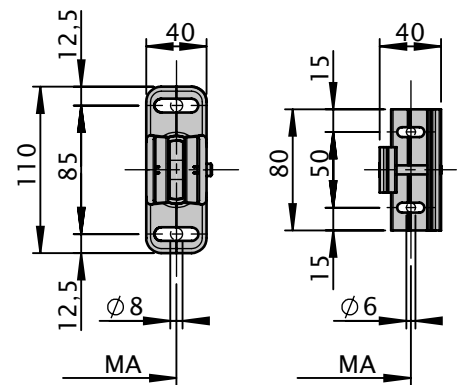
Schematic diagram of dimensions when using fixture types 10, 20, 21, 22



P	10	20	21	22
HT	78548.	78451.	78538.	78539.
HH	20 mm	85 mm	105 mm	145 mm
T	146 mm	211 mm	231 mm	271 mm
AM 1	206	186	186	186

P: 20, 21, 22

P: 10

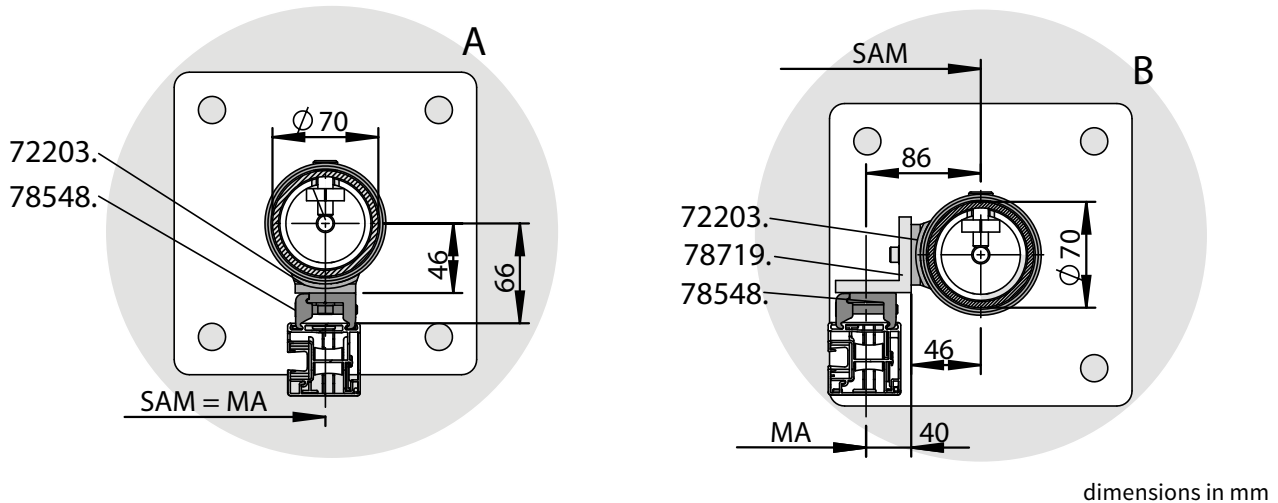
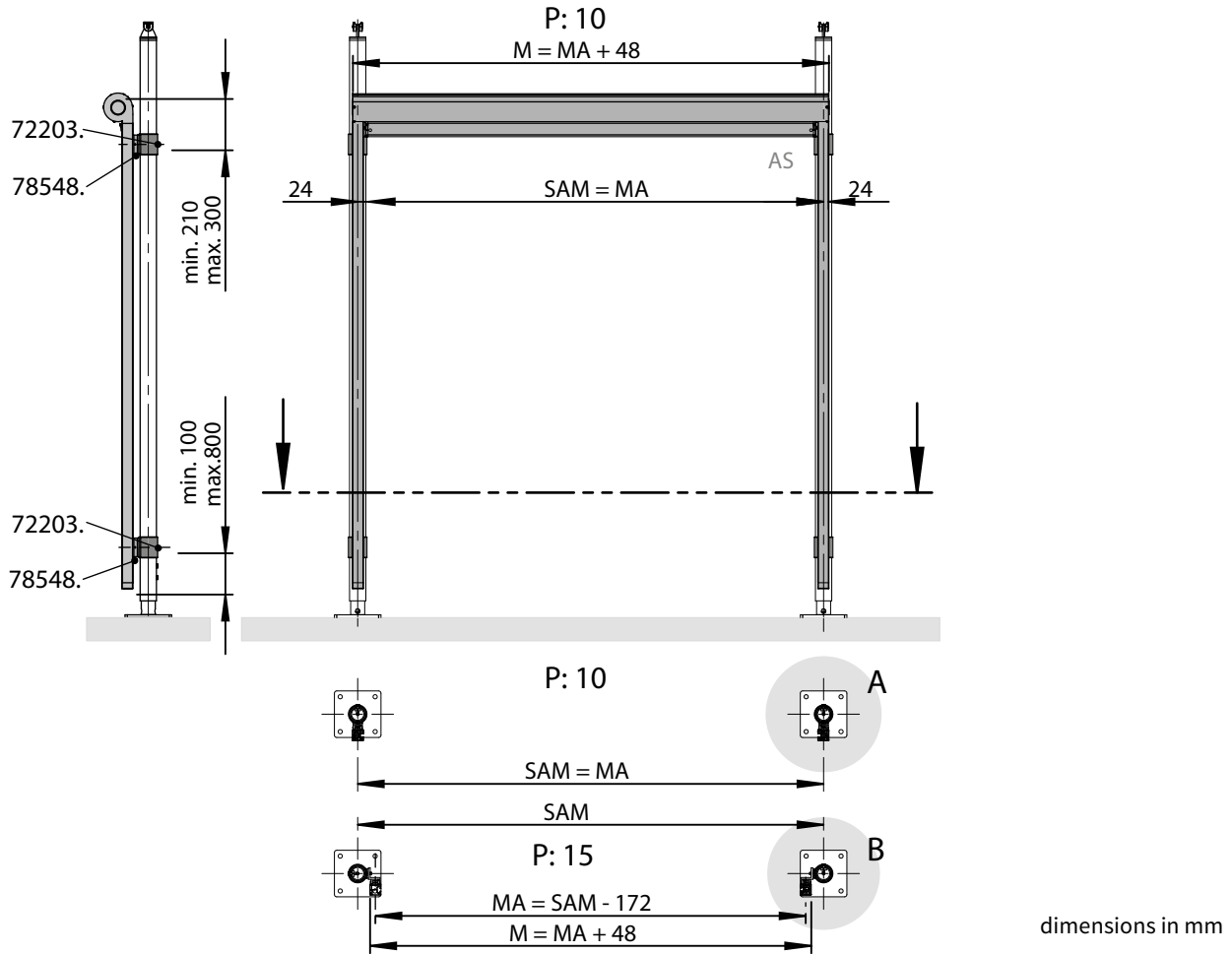


- AS = drive side
- M = overall blind width
- BA = mounting axis
- AH = unit height = order height
- H = drop
- TB = cover width
- P = fixture type
- HT = bracket type
- HH = fixture bracket height
- T = depth
- MA = blind fixture width = fixture width = order width
- AM 1 = installation dimensions at the top
- (...) = gap between cover and guide track (non-tracfix units)
- [...] = gap between cover and guide track (non-tracfix units) in gearbox-operated units

dimensions in mm

Installation of the markilux 869 / 869 tracfix to the markilux pergola 110 / 210

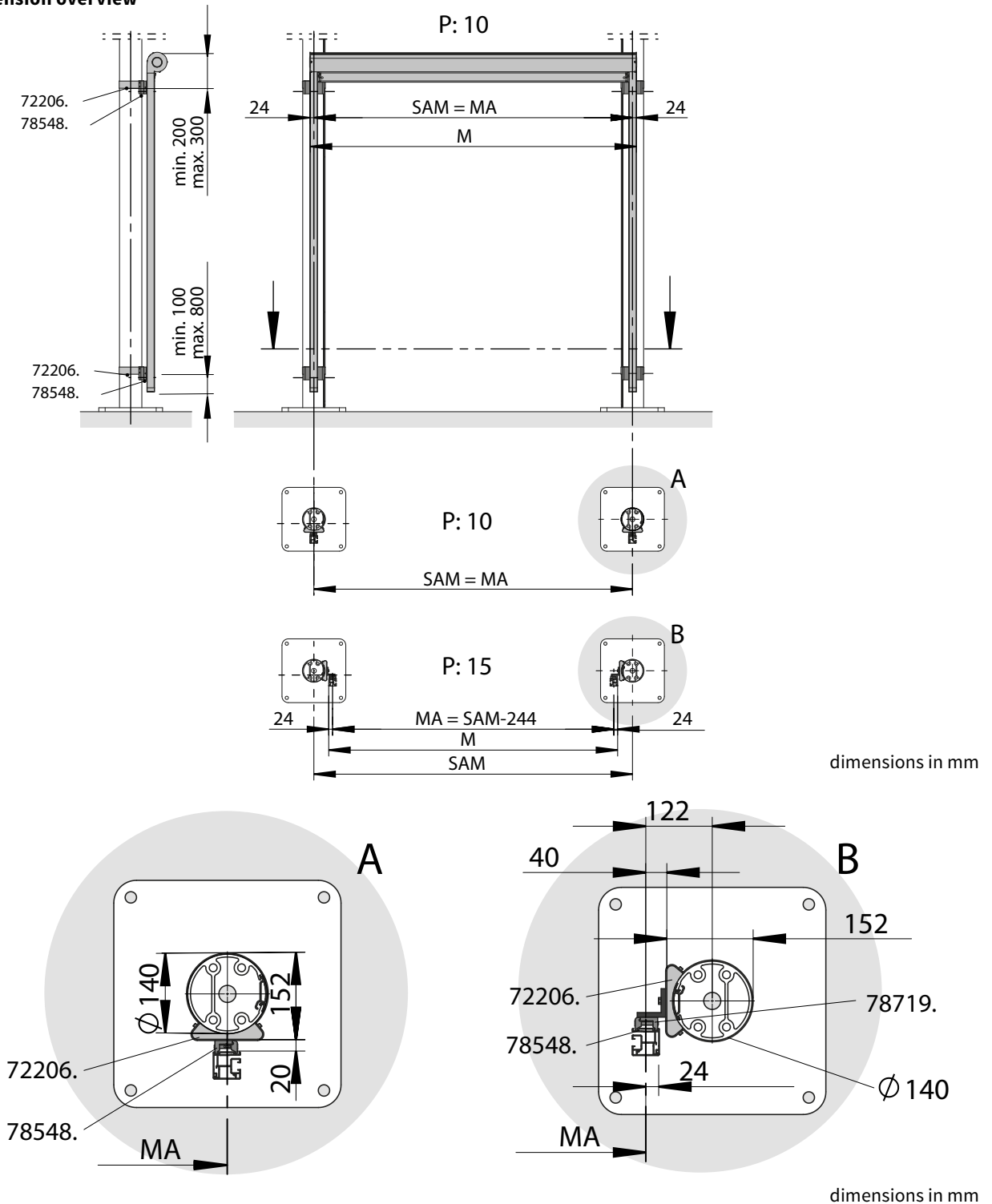
Dimension overview



- P = fixture type
- A = detailed view, fixture type 10
- B = detailed view, fixture type 15
- MA = blind fixture width = fixture width = order width
- SAM = fixture width, support post markilux syncra 2
- M = overall blind width = MA + 48 mm
- 72203. = bracket assembly for fixture of flat track bracket, 78548. to the markilux pergola 110 / 210
- 78548. = flat track bracket (fixture type 10 and 15)
- 78719. = additional angle bracket, bearing / gearbox / motor side (fixture type 15)

Installation of the markilux 869 / 869 tracfix to the markilux syncra 2

Dimension overview

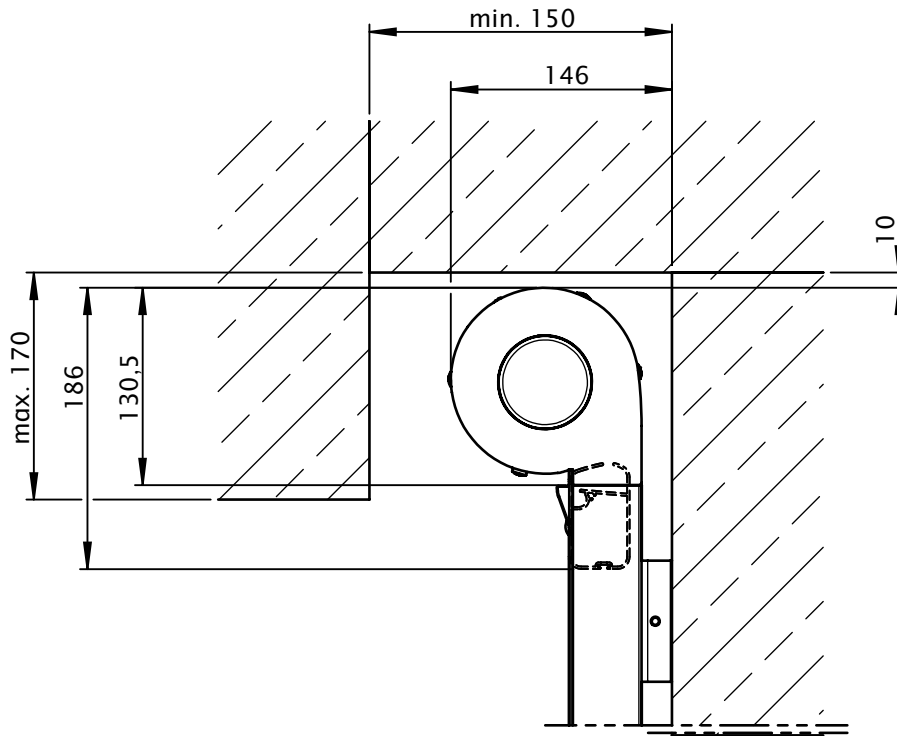


- P = fixture type
- A = detailed view, fixture type 10
- B = detailed view, fixture type 15
- MA = blind fixture width = fixture width = order width
- SAM = fixture width, support post markilux syncra 2
- M = overall blind width = MA + 48 mm
- 72206. = bracket assembly for fixture of flat track bracket, 78548. to the markilux syncra 2
- 78548. = flat track bracket (fixture type 10 and 15)
- 78719. = additional angle bracket, bearing / gearbox / motor side (fixture type 15)

- 01
- 02
- 03
- 04
- 05
- 06
- 07
- 08
- 09
- 10
- 11
- 12
- 13
- 14
- 15
- 16
- 17
- 18
- 19
- 20
- 21

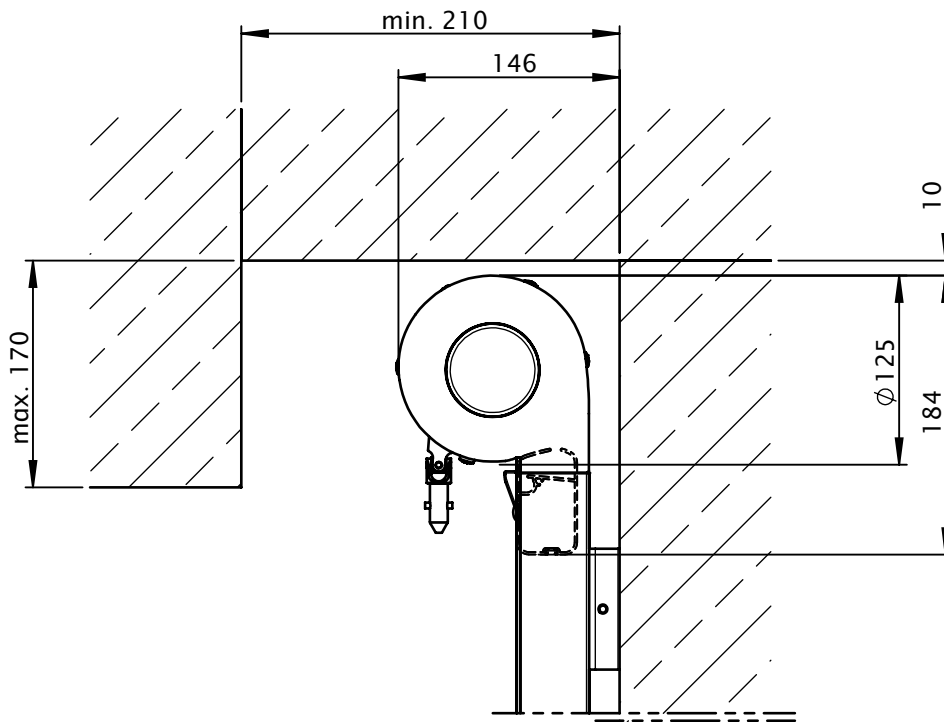
Reveal fixture markilux 869 / 869 tracfix

Reveal fixture, motor operation



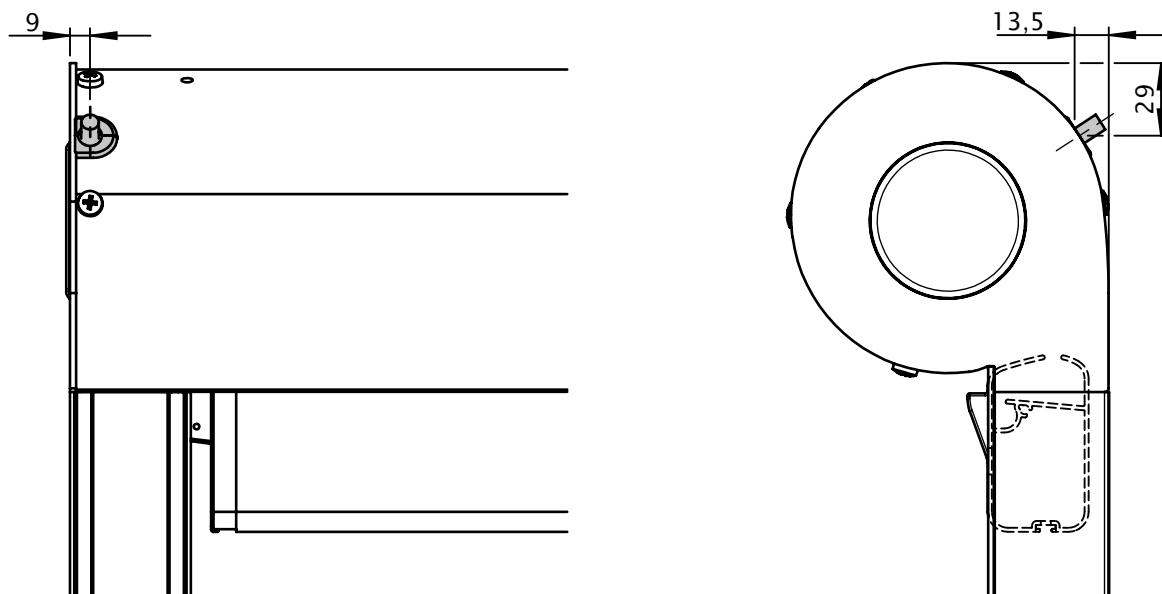
dimensions in mm

Reveal fixture, manual operation



dimensions in mm

Overview of cable exit point dimensions markilux 869 / 869 tracfix



dimensions in mm

- 01
- 02
- 03
- 04
- 05
- 06
- 07
- 08**
- 09
- 10
- 11
- 12
- 13
- 14
- 15
- 16
- 17
- 18
- 19
- 20
- 21

